



Dutch quality boarding equipment for yachts up to 30m.





**DUTCH
QUALITY
BOARDING
EQUIPMENT**



Swissway delivers a complete range of smart boarding equipment. Quality, communication and aftersales are based on a combination of Dutch philosophy, experience, and smart design.

Swissway is the first Dutch supplier of series produced boarding equipment. From our workshop in the North of The Netherlands we are providing a complete range of smart boarding equipment. Quality, communication and aftersales are based on a combination of Dutch production philosophy, experience, and smart design.

We believe this approach gives you the best value for money regarding boarding equipment for yachts up to 30m (approx. 100ft). Together with sister companies *Hydromar Marine Equipment* and *Cramm Yachting Systems*, Swissway creates a long term value as a strong market player in the (super)yacht industry. The people working at Swissway and the agents representing Swissway continuously work on achieving these goals.

Do you have any questions or do you need more information? Don't hesitate to contact our sales department or your local agent.

info@swissway.pro
sales@swissway.pro
0031 (0)88 4570 478

CONTENTS

Company Profile	4
External Gangways	6
Fixed Gangway	
Rotating Gangway	
Retractable Gangways	12
Single Telescopic	
Double Telescopic	
Boarding Ladders	18
Retractable Fix	
Retractable Slew	
Bathing Ladders	24
Manual Swim Ladder	
Hydraulic Swim Ladder	
Bathing Platform	30
Features	34
Hydraulic Powerpack	
Electronic Controls	
Smartphone & Tablet	
Agents	36



COMPANY PROFILE

Smart Boarding Equipment

Swissway delivers smart boarding equipment for yachts up to 30m (approx 100ft). The complete product range of Swissway includes external gangways, retractable gangways, retractable boarding ladders and bathing ladders, all provided including a dedicated powerpack with electronic controls.


A key feature is a downloadable application in order to control the functionalities of the equipment from a smartphone or tablet. Swissway delivers its products to yacht builders all over Europe and beyond, with Swissway agents settled in France, Sweden, Slovenia, Turkey, Greece, the USA and more.

Why Swissway?

When you are looking for boarding solutions for your yacht, whether you are a yacht builder or a private owner, have a look at our products. Swissway boarding equipment stands out in well-engineered and produced gangways, boarding ladders and bathing ladders. Since this equipment is usually the first step on board it represents the quality and value of the yacht.

Customer Focus & Service

"It is all about the customer", that is of paramount importance at Swissway. Key is to provide the best value for money for boarding equipment for yachts up to 30m. In particular for the quality of the products in combination with direct and correct communication. Based on Dutch quality and decades of experience, Swissway concentrates on the customer experience, continuously aiming to improve the use of our equipment whether this is the technical installation or the actual use on board.





EXTERNAL GANGWAYS





Fixed Gangways

Swissway offers three practical yet attractive external gangways which can be easily fitted to your new or existing yacht.

When you are looking for the best compact solution to enter and leave your yacht in a safe and comfortable way. The **Fenice** is our 'smallest' remote controlled hydraulic aft gangway intended for the passage of you, your family and guests during the boarding from and to the dock and your yacht. The Fenice has a reach ranging from 1.5m to 2.3m.


When a longer distance has to be bridged, the larger external gangway **Rialto** is ideal, with a reach ranging from 2.4m to 3.6m.



150 kg SWL



Slewing Frame
(Paradiso)





Remote Control



12v or 24v



Topping Up/Down

Rotating Gangway

Besides the two fixed gangways, Swissway offers the ***Paradiso*** with rotating slewing frame which gives the possibility to rotate the gangway towards the quay at an angle of 90° to both sides. The slewing frame can easily re-position the gangway to the sides without the need to re-dock the yacht for maximum flexibility.



Dimensions

Fenice (Small)

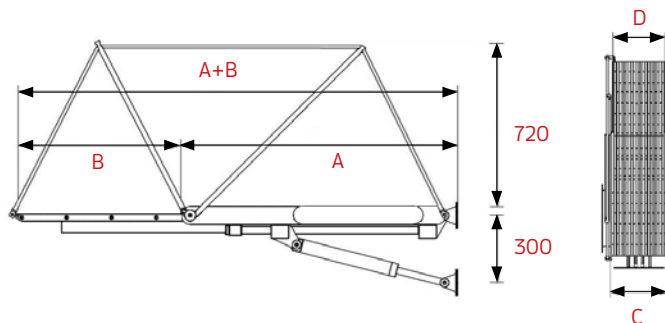
Model	A+B	A	B	C	D
I500	I559	I033	526	369	339
I700	I759	I133	626		
I900	I959	I233	726		
2100	2159	I333	826		
2300	2359	I433	926		

Rialto (Large)

Model	A+B	A	B	C	D
2400	2470	I490	980	450	405
2800	2870	I690	I180		
3200	3270	I890	I380		
3600	3670	2090	I580		

Topping 65 degrees Up, 45 degrees Down

Mounting Plate Dimensions: 525x115 & I65x115 mm

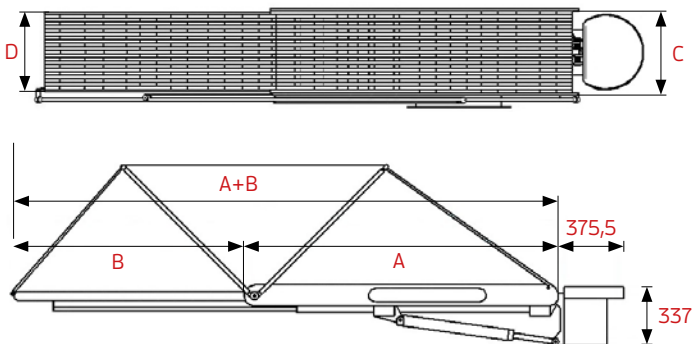


Paradiso (Rotating)

Model	A+B	A	B	C	D
2400	2390	1410	980	480	435
2800	2790	1610	1180		
3200	3190	1810	1380		
3600	3590	2010	1580		

Topping: 45 degrees Up / Down

Rotating 90 degrees portside & starboard



Technical Specifications

- All structures are made of stainless steel, all visible parts are with a high gloss polished AISI 316 finish.
- Solid teak strip shaped walking surface.
- The sliding blocks are made of antfriction material / non-hygroscopic.
- Automatic railing on starboard. Port or both sides optional.




RETRACTABLE GANGWAYS





Boxed Gangways

Swissway offers three types of appealing retractable gangways which can be easily fitted in your new or existing yacht. These gangways drive in and out from a stainless steel box which is fitted inside the ship structure. The elegant design is an eye-catcher when deployed towards the quay awaiting you, your family or your guests to enter or leave the yacht in a safe and comfortable manner.



Single Telescopic

The **Ballarin** is our 'smallest' single telescopic retractable gangway with a reach ranging from 1.5 to 2.5 meters. When a longer distance has to be bridged, the larger retractable gangway **Marco Polo** is ideal, with a reach ranging from 2.4 to 3.6 meters.


Double Telescopic

The Sospiri is our double telescopic retractable gangway with a reach ranging from 1.4 to 2.9 m. With the double telescopic feature the box length can be reduced, making an installation possible where space is limited.

All retractable gangways are connected to a hydraulic powerpack and operated by means of a radio remote control or by the application on your smartphone.



150 kg SWL



Remote Control

Features

- An extended carriage is optional adding 200mm or 350 mm to the total length.
- Solid teak strip shaped walking surface.
- Automatic railing on starboard. Port or both sides optional.
- All structures are made of stainless steel, all visible parts are with a high gloss polished AISI 316 finish.



12v or 24v



Topping

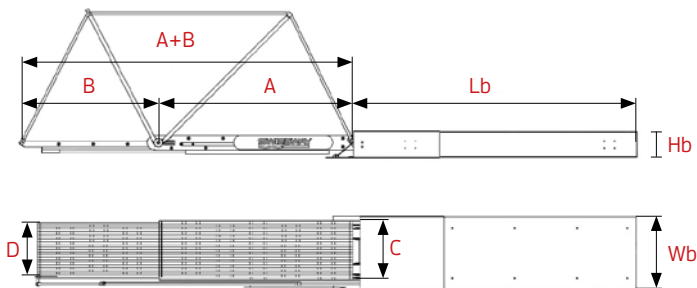
Dimensions

Ballarin (Single telescopic)

Mod.	A+B	A	B	C	D	Lb	Wb	Hb
1500	1497	972	525	375	330	1432	455	156
1700	1697	1072	625			1532		
1900	1897	1172	725			1632		
2100	2097	1272	825			1732	459	162
2300	2297	1372	925			1832		
2500	2497	1472	1025			1923		
+200	All models available with extended trolley of 200mm. This will add 200 mm to A+B and Lb.							

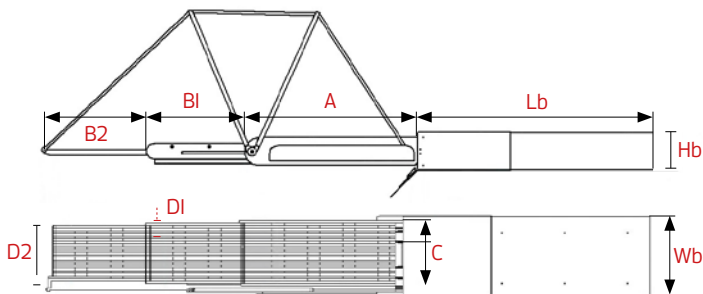
Marco Polo (Single telescopic)

Mod.	A+B	A	B	C	D	Lb	Wb	Hb
2400	2425	1640	785	375	330	1950	460	200
2800	2825	1840	985			2150		
3200	3225	2040	1185			2350		
3600	3625	2240	1385			2550		
+350	All models available with extended trolley of 350mm. This will add 350 mm to A+BI+B2 and Lb.							



Sospiri (Double telescopic)

Mod.	Total	A	BI	B2	C	DI	D2	Lb	Wb	Hb
1400	1455	805	325	325	375	330	285	1220	458	208
1700	1755	905	425	425				1320		
2000	2055	1005	525	525				1420		
2300	2355	1105	625	625				1520		
2600	2655	1205	725	725				1620		
2900	2955	1305	825	825				1720		
+200	All models available with extended trolley of 200mm. This will add 200 mm to A+B and Lb.									



Technical Specifications

- The hydraulic cylinders are made of high gloss polished AISI 316 stainless steel.
- The sliding blocks are made of antfriction material / non-hygroscopic.
- The box hatch is mechanically actuated by the movement of the gangway.
- AISI 316 stainless steel trunk is without finishing and not watertight.



BOARDING LADDERS





Multi-Functional Ladders

Swissway offers two types of hydraulic boarding ladders: the **Golden Gate Fix** and the **Golden Gate Slew**. Each outfitted with self-leveling steps which remain horizontal when topping up and down to the required boarding height towards the quay. These boarding ladders drive in and out of a stainless steel trunk or box which is fitted inside the ships structure.




The **Golden Gate** is a multi-functional addition for your yacht. It can be deployed as a gangway as well as a swim ladder. The topping angle up and down gives maximum flexibility for boarding especially when you combine this with the rotating frame.



Topping



Slewing Frame



Fixed or Rotating Version

The **Golden Gate Fix** and the **Golden Gate Slew** can be supplied with 4 up to 8 steps. This results in a horizontal reach of 1.0m up to 2.2m.

Topping

All boarding ladders are standard available in a 35° up and 55° down topping. The topping makes it possible to dock at a variety of locations. This maximum 55° topping prevents a too steep angle for comfortable usage.



Remote Control



150 kg SWL

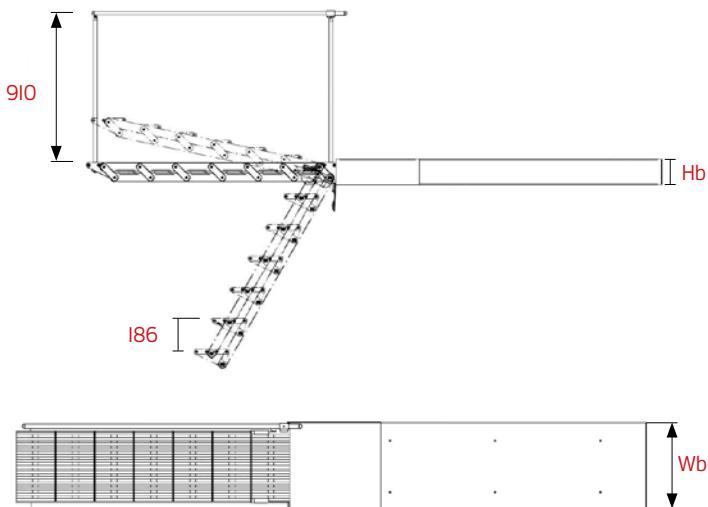


12v or 24v

Dimensions

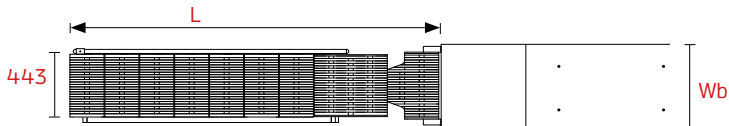
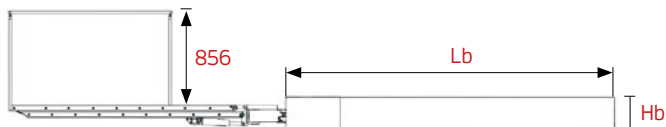
Golden Gate Fix (Non-Slewing)

Mod.	L	UP	DOWN	Lb	Wb	Hb
5 Steps	1065	35°	60°	1570	490	170
6 Steps	1280			1785		
7 Steps	1495			2000		
8 Steps	1710			2215		
+240	All models available with extended trolley of 240mm. This will add 240 mm to L and Lb.					



Golden Gate Slew

Mod.	L	UP	DOWN	Lb	Wb	Hb
5 Steps	1645	35°	55°	2125	510	250
6 Steps	1860			2340		
7 Steps	2075			2555		
8 Steps	2290			2770		



Technical Specifications

- All structures are made of stainless steel, all visible parts are with a high gloss polished AISI 316 finish.
- Solid teak strip shaped walking surface.
- The sliding blocks are made of antfriction material / non-hygroscopic.
- Manual railing on starboard or portside. Both sides optional.
- The AISI 316 stainless steel trunk is without finishing and not watertight.

BATHING LADDERS







Easy to Use

Swissway offers several bathing ladders named **Carina** for easy and comfortable entering or leaving the water from the aft swim platform. These sophisticated swim ladders are equipped with automatically deployed railings for entering the water from the transom platform. Manually operated or fully automatic.

Manual Swim Ladders

Swissway offers two types of manual bathing ladders; the **Carina Railing Fix** and the **Carina Railing Tele**. The Carina Railing Tele is a telescopic ladder version in order to reduce the box length when the space reservation in the ship structure is limited.

Both versions are outfitted with fixed teak steps and a folding handrail on both sides of the stairs. Due to the leverage from the railings on both sides, this manual ladder can easily be deployed from the swim platform and stored accordingly. The swim ladders can be supplied with 4 up to 7 steps.

Hydraulic Swim Ladder

The hydraulic version is the ***Carina Railing Motion*** and is automatically deployed at the end of the driving motion. The ***Carina Railing Motion*** can be supplied with 4 or 5 steps.



120 kg SWL



-100° Topping

Features

- All structures are made of AISI 316 stainless steel, all visible parts are with a high gloss polished finish.
- Solid teak strip shaped walking surface.
- Automatic railing on both sides.
- AISI 316 stainless steel trunk is without finishing and not watertight.
- Standard available with -100° top down angle.
- Mechanic security latch during sailing.

Dimensions

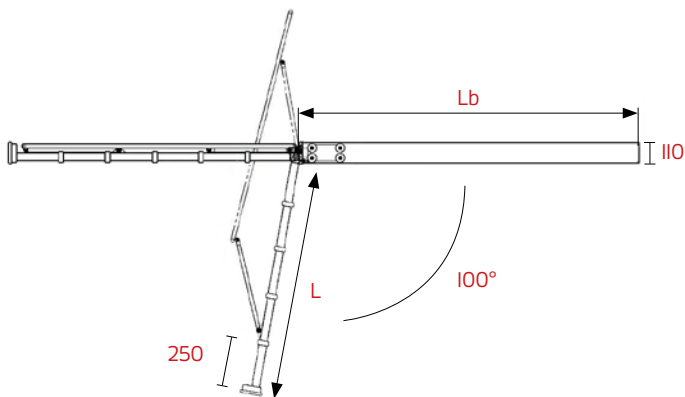
Carina Railing Fix

Mod.	L	Lb	Hb	Wb	C	Kg.
4 Steps	995	1300	109	495	389	28
5 Steps	1245	1550				34
6 Steps	1495	1800				40
7 Steps	1745	2050				44

Carina Railing Tele

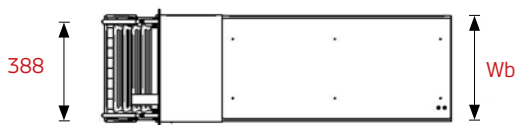
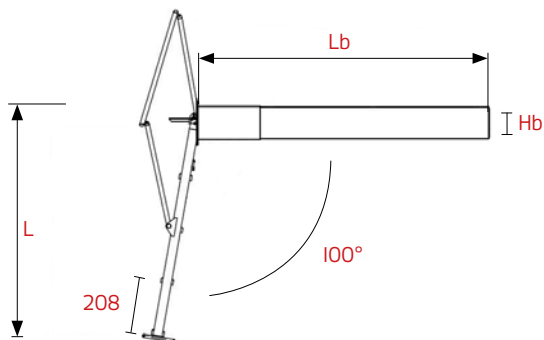
Mod.	L	Lb	Hb	Wb	C	Kg.
4 Steps	1024	858	109	495	389	31
5 Steps	1274	1108				36
6 Steps	1524	1308				47

4 step model as wide option available with Wb:600 & C:493



Carina Railing Motion

Mod.	L	Lb	Hb	Wb	C	Kg.
4 Steps	1020	1253	156	506	388	28
5 Steps	1270	1503				34



BATHING PLATFORM







A true Addition

The “Seascape” is a hydraulically moving bathing platform with self-leveling stairs. The bathing platform is based on a Z-shaped movement. The unique crankshaft mechanism in the stair booms takes care of the stability of the steps and platform, creating a firm feel when walking on and off. The system is a true addition to your yacht because of the multipurpose use. The fun factor is obvious, whether you are diving, fishing, swimming or even launching a small jetski or other water toys!

Manual GRP cover plates are supplied to close the deck after the platform is deployed. Semi-customization is possible within certain limits. The platform is always delivered with a complete and tailored platform.

Safety Overload

The Seascope's upper platform has integrated break safety pins to deal with the critical loads caused by excessively large waves hitting from below. The integrated breaking mechanism can be replaced by the crew in case such a wave has struck the platform. The Seascope can be used and restored even if the breaking mechanism has not been repaired. We created a reliable bathing platform this way, that won't be damaged beyond repair due to a too high sea state. The Seascope is designed, engineered and produced by Swissway's sister company Hydromar Marine Equipment.

Specifications

- Max. typical platform dimension WxL = 2x2 m.
- Possible number of self-levelling steps; 3-4-5.
- Max. SWL: 300kg – 500kg on a free hanging platform, to be equally distributed and balanced over the platform.
- Rotating max. 233° from stored position.
- Standard available with -53° top down angle.
- Solid teak on the steps is included, teak on the platform is excluded from the scope.
- Finishing; the Seascope will be grinded, filled and painted into a super yacht paint system matching the hull color.
- Materials per part:
 - Material platform: Aluminium 5083.
 - Material main stairway frames: stainless steel 316 L.
 - Material connection rods: Duplex stainless steel.
 - Material crankshaft: Aluminium 6082.
- Hydraulic power to be delivered by the Hydromar power pack

FEATURES



Hydraulic Powerpack & Electronic Controls

Even the best equipment needs a proper powerpack and easy functioning with *plug-and-play* electronic controls. Our power packs (12 or 24VDC) are equipped with the required tailored functionalities and with a hand pump for emergency operation.



12v or 24v

The hydraulic and electric connections have a unique colour labelling for *plug-and-play* installation and commissioning. Control of the equipment by fixed control panel with build-in antenna for radio remote control. A separate antenna for a better radio reception is available as an option.

Smartphone / Tablet

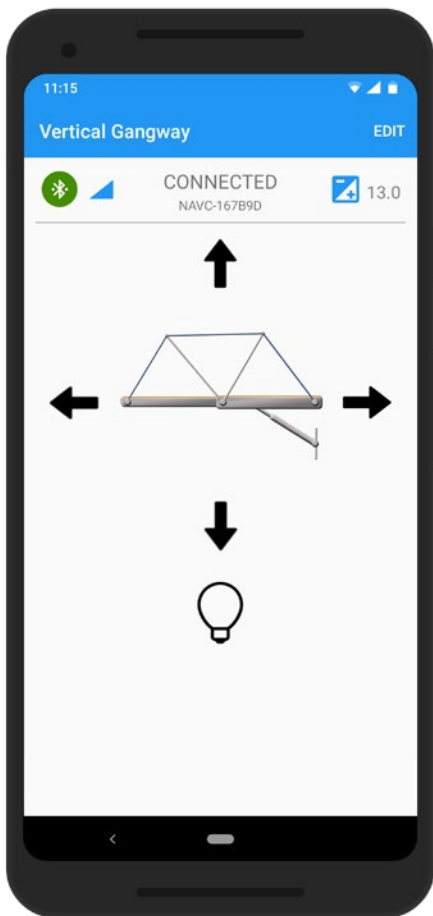
With a downloadable application, you can control all Swissway devices from smartphones and tablets. The App **NavecommEye** is available for free on the App Store and Google Play (Android). It enables you to interact with all of our Swissway control units on board.



Remote
Control






NavecommEye








The Netherlands

Swissway Marine Holland BV
Poolsterweg 2
8938 AN Leeuwarden
The Netherlands

 +31 (0) 88 4570 478
 www.swissway.pro
 info@swissway.pro




Sweden

Gecea Euro Trading AB
Säterigatan 21
S-41764 Gotenburg
Sweden

 +46 31 779 29 10
 www.gecea.com
 info@gecea.com



USA

UMT Marine
4013 Ravenswood Road
Ft. Lauderdale, FL 33312
USA

 +1 954 316 0327
 www.umtmarine.com
 sales@umtmarine.com

France / Italy

Internavis BV
Port de La Rague
06213 Mandelieu la Napoule,
France



 +33 619 655 206
 info@internavis.com




WHERE TO FIND US



 Germany / Belgium / UK

Internavis BV
Takkebijsters 37 B
4817 BL Breda
The Netherlands

 +31 615 16 27 50
 info@internavis.com




 Slovenia / Croatia / Montenegro

Iskra Tecnics D.O.O.
Cankarjev drevored 15
6310 IZOLA
Slovenia

 +386 5 640 35 36
 www.iskratechnics.si




 Greece

Osis Yachting Service
Mr. Fanis Goulandris
Vouliagmenis 185 & Artis 9
Glyfada 166 74, Athens, Greece

 +30 2130 001829
 www.osisyachting.com
 sales@osisyachting.com

 Turkey

Nemomarin
Mete Tarihmen & Osman Sonmez
Alize İş Merkezi No.191/56-57-58
34944 Tuzla, İstanbul Turkey

 +90 216 392 92 02
 www.nemomarin.com
 sales@nemomarin.com



Product Brochure-GB, 2020 - v.2.2

We reserve the right to make changes without notice and without making changes retroactive

SWISSWAY

Poolsterweg 2

8938 AN Leeuwarden

T 0031 (0)88 4570 478

info@swissway.pro

www.swissway.pro